

FLYBACK TRANSFORMERS

70 to 120 W

ETD 39



- Ambient Temperature $\leq 50^{\circ}\text{C}$
- Primary Reflected Voltage = 90 to 120V
- Dielectric Strength $\geq 3750\text{Vac}$
- Creepage Distances $\geq 8\text{mm}$
- Construction conforms to CEI950, CEI335, CEI61558 for reinforced insulation
- Secondaries may be series or parallel connected
- Output power can be delivered with any combination of secondaries within the max current limits.

MYRRA Part N°	Control IC	Mains Voltage Range Vac	Total output Power (max) Watts	Outputs				Frequency kHz	Primary Inductance μH	Pinout	Remarks
				S1 or S3		S2 or S4					
				Voltage Range Vdc	Max Current Adc	Voltage Range Vdc	Max Current Adc				
74060	VIPer100A	85 - 265	70	4,5 - 6	5	11,5 - 15	3	70	440	Fig.1	
	VIPer100A	185 - 265	120	4,5 - 6	5	11,5 - 15	4	100			
	TOP227Y	92 - 265	70	3,3 - 6,5	5	9 - 16,5	3	100			
	TOP227Y	185 - 265	95	3,3 - 6,5	5	9 - 16,5	4	100			
	MC33374	85 - 265	70	4 - 6,5	5	10,5 - 16,5	3	100			
	MC33374	185 - 265	120	4 - 6,5	5	10,5 - 16,5	4	100			
	TDA16836	85 - 265	70	5 - 6	5	13 - 15,5	3	100			
	TDA16836	185 - 265	120	5 - 6	5	13 - 15,5	4	100			
	KA1H0565R	85 - 265	70	5,5 - 6,5	5	14 - 16,5	3	100			
	KA1H0565R	185 - 265	120	5,5 - 6,5	5	14 - 16,5	4	100			

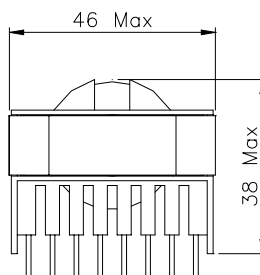
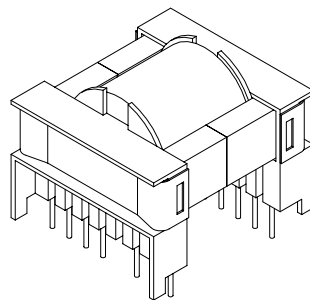
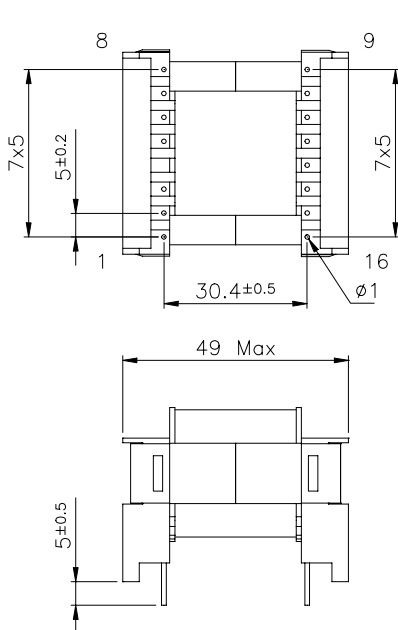
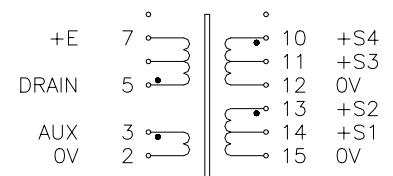


FIG.1

VIEW FROM PIN SIDE
PIN 4 REMOVED



PCB DRILLING DIAMETER 1.5mm